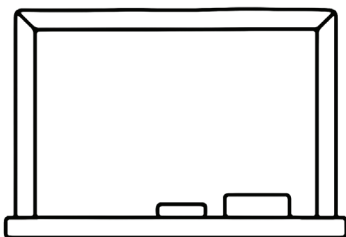
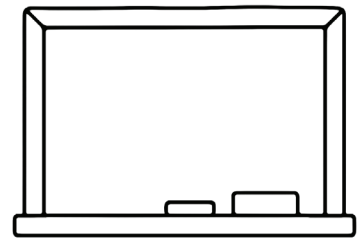
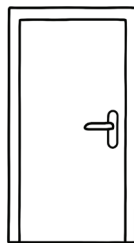
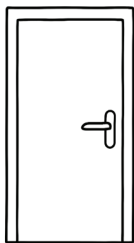




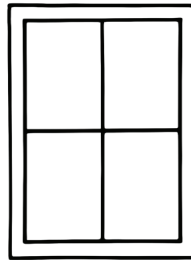
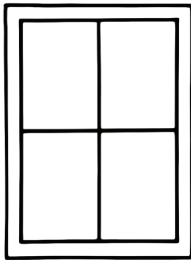

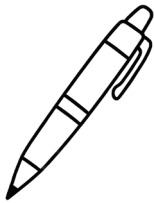



# EXTRA WORKSHEET 4. LET'S PLAY THE MEMORY GAME!

## A MEMORY GAME: MATCH THE CARDS!



- 1 CUT OUT THE CARDS.
- 2 PUT THE CARDS FACE DOWN.
- 3 TAKE TURNS FLIPPING TWO CARDS. SAY WHAT YOU SEE: "A PEN", "A CHAIR".
  - IF THEY ARE THE SAME, KEEP THEM AND PLAY AGAIN.
  - IF THEY ARE NOT THE SAME OR YOU DON'T SAY IT CORRECTLY, YOU LOSE YOUR TURN.
- 4 THE WINNER IS THE PLAYER WITH THE MOST PAIRS.

Teacher's note: Print this worksheet on thick paper (or stick it on cardboard).