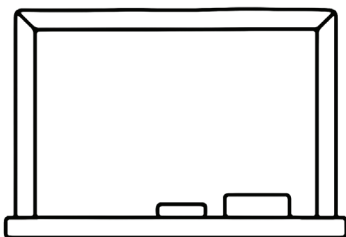
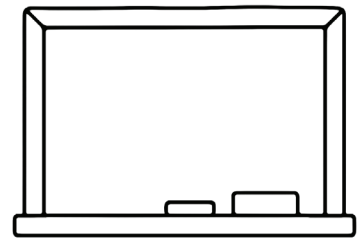
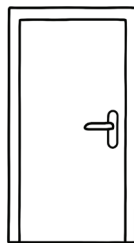





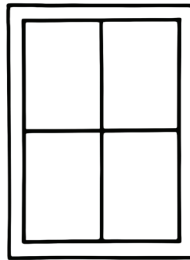
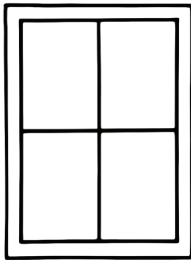

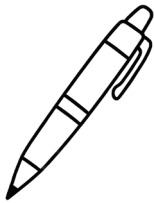



Extra Worksheet 4. Let's play the Memory Game!

A Memory game: Match the cards!



- 1 Cut out the cards.
- 2 Put the cards face down.
- 3 Take turns flipping two cards. say what you see: "a pen", "a chair".
 - If they are the same, keep them and play again.
 - If they are not the same or you don't say it correctly, you lose your turn.
- 4 The winner is the player with the most pairs.

Teacher's note: Print this worksheet on thick paper (or stick it on cardboard).